

Frequently Asked Questions

How do I get the maximum performance from my candle?

Maintain the candle according to manufacturer's instruction. Use 99% pure liquid paraffin fuel or specially formulated Lumen Deo® CandlePure™ liquid paraffin, which burns smokeless and odorless. Keep the air hole, which is located on either side of the wick holder, clean and free from dust particles. The candle will not burn without ventilation.

How will I know when to refill my candle?

Different size candles have various burn times. The flame will go out when the fuel is depleted. Lumen Deo® CandlePure™ liquid paraffin burns at a rate of 7 hours per ounce. We recommend topping off the fuel reservoir according to our approximate burn time schedule.

Do I have to clip or replace the wick?

Never cut the wick! The fiberglass wick makes a continual loop to draw fuel from the fuel reservoir to the flame. Never cut the wick to adjust the flame height. When using your candle for the first time, you should prime the wick with a small amount of fuel.

How do I adjust the flame height?

The wick should be set to 1/8 inch for a beautiful steady flame. To raise or lower the height of the fiberglass wick, use fingertips to gently pull wick up through the wick holder to desired height. Our special fiberglass wicks will provide at least 1000 hours of burn time when used with Lumen Deo® CandlePure™ liquid paraffin fuel.

What are the advantages of using Lumen Deo® products?

Lumen Deo® candles will always keep their pristine and elegant appearance. There is no messy wax, smoke, odor or soot. Lumen Deo® CandlePure™ liquid paraffin is more economical to use than traditional beeswax candles. Quick and easy fuel replenishment provides virtually maintenance-free enjoyment.

Can I buy fuel in bulk?

Lumen Deo® CandlePure™ liquid paraffin is available in 2.5 gallon containers and sold in 2 pack quantities. Our specially formulated fuel is very refined and will need to be kept at room temperature. Temperatures below freezing (32 degrees) may cause the liquid to gel and performance to diminish.

CALL YOUR LOCAL CHURCH GOODS DEALER FOR ASSISTANCE WITH PRICES AND SHIPPING RATES.



WILL & BAUMER

ESTABLISHED 1855

*"All the darkness
in the world cannot
extinguish the light
of a single candle."*

ST. FRANCIS OF ASSISI



FlexaGlow

Lumen Deo
Candles
Featuring
Flexa-Glow Tops.




WILL & BAUMER

ESTABLISHED 1855

EASY STEP-BY-STEP CANDLE DIRECTIONS



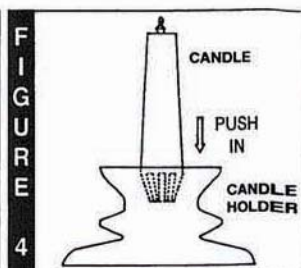
Remove the top cap by pulling up on the brass wickholder or unscrewing it (fig. 1). It is not desirable to completely pull out the wick, but it feeds back into the candle



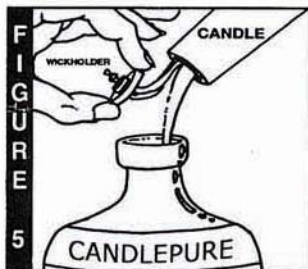
Fill the candle at the top. Fill using **CandlePure™ liquid paraffin fuel**. (DO NOT substitute other fuels!) Fill the candle up to 1/4" below the inside shoulder (fig. 2).




Do not overfill candle! Push the cap/wickholder assembly back into the top of the candle or screw in the threaded wick holder. Do not over-tighten (fig. 3)



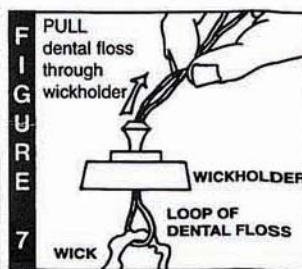
Place the candle firmly into a candleholder that will hold it safely (fig. 4). **MAKE SURE** the candle cannot fall over or come loose. Use the candle in an area free of drafts to avoid scorching the top.



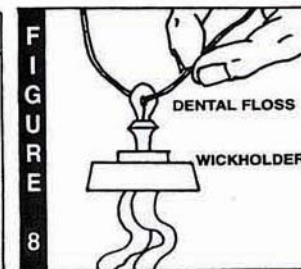
Drain the candle of oil when placed in storage, so that it doesn't spill out when the candle is placed horizontally (fig. 5).




DO NOT clip the wick to adjust flame height - it must make a continual loop (fig. 6). The wick should protrude 1/8" from the top of the brass wickholder.



If the wick pulls out of the brass wickholder, use a piece of waxed dental floss to pull it through (fig. 7).



Position wick as in Figure 6. Remove dental floss after pulling the wick through (fig. 8).



The Flexa-Glow system offers two methods of use: pouring CandlePure liquid paraffin directly into the candle reservoir, or using disposable fuel cells (fig. 9).

Notes & Precautions:

READ ALL PRECAUTIONARY STATEMENTS BEFORE USE.

KEEP OUT OF REACH OF CHILDREN AND PETS.

Use only CandlePure™ 99% pure smokeless and odorless liquid paraffin fuel. Other combustible fluids can create an extreme fire hazard.

Never leave a burning candle unattended. Candles should always remain within sight.

Avoid contact with eyes. If fuel is swallowed do not induce vomiting. Seek medical attention.

Do not store near heat or in temperatures that exceed 240° F.

The brass tip of the candle is extremely hot after the candle is extinguished and will burn. Allow brass wick holder to cool before refilling the candle.

USE LUMEN DEO® CANDLEPURE™ FOR BEST CANDLE PERFORMANCE.