

CLASSIFYING POLYGONS

Objective:

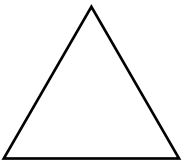

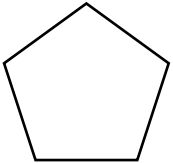
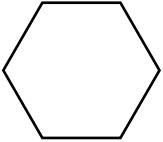
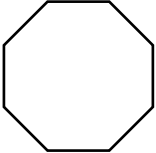
Use properties to classify polygons.

Study the following words:

Polygons - shapes with closed, straight sides



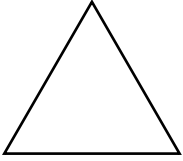
Polygons are shapes with closed, straight sides. They are classified according to their number of sides. The chart below lists some common polygons.

POLYGONS		
Shape	Number of Sides	Name of Polygon
	3	Triangle
	4	Quadrilateral
	5	Pentagon
	6	Hexagon
	8	Octagon

EXAMPLE 1

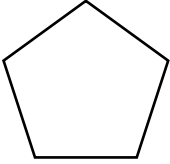
Classify each polygon.

a.



The shape is a triangle because it has 3 sides.

b.



The shape is a pentagon because it has 5 sides.

Classify each polygon.

